

# EXIM ROUTES PRIVATE LIMITED

421, 4th Floor, Suncity Success Tower, Sector-65, Golf Course Road Extension, Gurugram -122101, Haryana

CIN: U51909HR2019PTC115525

finance@eximroutes.in; +91 124-4488164

Consolidated Balance Sheet as at 31st March, 2024

(Amount in Thousands)


Particulars	Note No.	As on 31.03.2024	As on 31.03.2023
<b>I. EQUITY AND LIABILITIES</b>			
<b>(1) Shareholder's Funds</b>			
(a) Share Capital	3	1,000	1,000
(b) Reserves and Surplus	4	35,866	6,357
(c) Non-Controlling Interest	5	13,366	-
<b>(2) Non-Current Liabilities</b>			
(a) Long Term Borrowings	6	7,247	28,994
(b) Long Term Provisions	7	1,114	-
<b>(3) Current Liabilities</b>			
(a) Trade Payables			
(i) Total outstanding dues of micro enterprises and small enterprises;		-	-
(ii) Total outstanding dues of creditors other than micro enterprises and small enterprises.	8	1,30,185	24,659
(b) Short Term Borrowings	9	37,059	-
(c) Other Current Liabilities	10	8,297	4,833
(d) Short Term Provisions	11	5,323	110
<b>Total</b>		<b>2,39,458</b>	<b>65,954</b>
<b>II. Assets</b>			
<b>(1) Non-current assets</b>			
(a) Property, plant and equipment and intangible assets	12	11,577	3,800
(b) Long Term Loans and Advances	13	960	1,960
(d) Goodwill		1,761	-
<b>(2) Deferred Tax Asset(Net)</b>	14	<b>712</b>	<b>302</b>
<b>(3) Current assets</b>			
(a) Trade Receivables	15	2,02,614	37,186
(b) Inventories		1,284	1,284
(c) Cash and Cash Equivalents	16	5,744	5,228
(d) Short Term Loans and Advances	17	14,806	16,193
<b>Total</b>		<b>2,39,458</b>	<b>65,954</b>


Additional Regulatory Information 18  
 Other Additional Information 19  
 Significant Accounting Policies 2  
 Related Party Disclosures 26  
 Segment Reporting 27  
 Additional Information as required under Schedule III 28  
 Notes referred to above form an integral part of the Balance Sheet.

As per our report of even date  
**For MAYANK KUMAR & ASSOCIATES**  
 Chartered Accountants  
 (FRN 035745N)

  
**CA Mayank Kumar**  
 (Proprietor)  
 M. No. 550770  
 UDIN: 24550770 BK HPTU6313  
 Date: 16/07/2024  
 Place: New Delhi

For and on behalf of the Board  
**EXIM ROUTES PRIVATE LIMITED**  
 For EXIM ROUTES PVT. LTD. For EXIM ROUTES PVT. LTD.

  
**Manish Goyal**  
 Director  
 (DIN - 08126341)  
 Date: 16/07/2024  
 Place- Gurugram

  
**Govind Rai Garg**  
 Director  
 (DIN - 08147346)  
 Date: 16/07/2024  
 Place- Gurugram

# EXIM ROUTES PRIVATE LIMITED

421, 4th Floor, Suncity Success Tower, Sector-65, Golf Course Road Extension, Gurugram -122101, Haryana

CIN: U51909HR2019PTC115525

finance@eximroutes.in; +91 124-4488164

## Statement of Consolidated Profit and Loss for the period ended 31st March, 2024 (Amount in Thousands)

Particulars	Note No.	For the Year ended 31.03.2024	For the Year ended 31.03.2023
I. Revenue from operations	20	7,25,031	3,68,577
II. Other Income	21	21,804	168
<b>III. Total Revenue (I +II)</b>		<b>7,46,836</b>	<b>3,68,745</b>
<b>IV. Expenses:</b>			
Cost of Goods Sold	22	6,43,861	3,11,459
Employee benefit expense	23	29,423	26,829
Finance Cost		334	125
Operating Expenses	24	13,867	17,407
Depreciation and amortization expense	12	2,428	1,480
Other expenses	25	9,629	6,073
<b>Total Expenses(IV)</b>		<b>6,99,542</b>	<b>3,63,373</b>
V. Profit before exceptional and extraordinary items and tax	(III- IV)	47,294	5,372
VI. Exceptional Items		-	-
VII. Profit before extraordinary items and tax	(V - VI)	47,294	5,372
VIII. Extraordinary Items		-	-
<b>IX. Profit before tax</b>	(VII - VIII)	<b>47,294</b>	<b>5,372</b>
X. Tax expense:			
(1) Current tax		6,325	1,373
(2) Prior period tax adjustment		233	
(3) Deferred tax		(410)	(134)
<b>XI. Profit(Loss) for the period from continuing operations</b>	(IX-X)	<b>41,146</b>	<b>4,133</b>
Share of Parent		29,587	4,133
Share of Non Controlling Interest		11,560	-
<b>XII. Earning per equity share</b> [Basic & Diluted EPS computed on basis of total profit for the year]			
<b>Before Extraordinary items</b>			
<b>Basic &amp; Diluted</b>			
Profit after tax (A)		29,587	4,133
Weighted average number of shares outstanding (B)		1,00,000	1,00,000
Basic EPS (A / B)		295.87	41.33
Face value per share in Rs.		10	10
<b>After Extraordinary items</b>			
<b>Basic &amp; Diluted</b>			
Profit after tax (A)		29,587	4,133
Weighted average number of shares outstanding (B)		1,00,000	1,00,000
Basic EPS (A / B)		295.87	41.33
Face value per share in Rs.		10	10

Notes referred to above form an integral part of the Profit & Loss Account

As per our report of even date

**For MAYANK KUMAR & ASSOCIATES**

Chartered Accountants

(FRN 035745N)

CA Mayank Kumar  
(Proprietor)

M. No. 550770

UDIN: 24550770 BKHP TU 6313

Date: 16/07/2024

Place: New Delhi



For and on behalf of the Board

**For EXIM ROUTES PRIVATE LIMITED**

**For EXIM ROUTES PVT. LTD.**

*Manish*  
Director

Manish Goyal  
Director

(DIN - 08126341)

Date: 16/07/2024

Place- Gurugram

*Govind*  
Director

Govind Rai Garg  
Director

(DIN - 08147346)

Date: 16/07/2024

Place- Gurugram

Director

# EXIM ROUTES PRIVATE LIMITED

421, 4th Floor, Suncity Success Tower, Sector-65, Golf Course Road Extension, Gurugram -122101, Haryana

CIN: U51909HR2019PTC115525

finance@eximroutes.in; +91 124-4488164

## Statement of Consolidated Cash Flow for the year ended 31st March, 2024

(Amount in Thousands)

Particulars	Year ended 31.03.2024	Year ended 31.03.2023
<b>A. Cash Flow from Operating Activities</b>		
Net Profit before Tax and Extra-Ordinary items	47,294	5,372
Adjustments for:-		
Depreciation	2,428	1,480
Interest Expense	334	125
Interest Income	-	(100)
<b>Operating Profit before Working Capital Changes</b>	<b>50,056</b>	<b>6,877</b>
Adjusted for:		
Change in Inventory	-	137
Trade and Other Receivables	(1,65,428)	(27,144)
Short Term Loans and Advances	1,419	(5,295)
Long Term Loans and Advances	1,000	250
Trade Payables	1,05,527	17,585
Other Current Liability	574	2,597
Provisions	1,054	-
Foreign Currency Translation Reserve	(81)	3
<b>Cash Generated from Operations</b>	<b>(5,876)</b>	<b>(4,991)</b>
Less: Taxes Paid	(1,317)	(1,304)
<b>Cash Flow from Operating Activities</b>	<b>(7,193)</b>	<b>(6,295)</b>
<b>B. Cash Flow from Investing Activities</b>		
Additions in Fixed Assets	(10,204)	(2,876)
Goodwill (excess outflow over pre acquisition net worth)	(1,761)	-
Non Controlling Interest	1,806	-
Interest Received	-	100
<b>Net Cash (used in)/ Generated from Investing Activities</b>	<b>(10,159)</b>	<b>(2,776)</b>
<b>C. Cash Flow from Financing Activities</b>		
Proceeds from borrowing	47,086	15,517
Repayment of Borrowings	(28,994)	(1,245)
Interest paid	(223)	(125)
<b>Net Cash (used in)/ Generated from Financing Activities</b>	<b>17,869</b>	<b>14,147</b>
<b>Net Increase/ (Decrease) in Cash &amp; Cash Equivalents (A+B+C)</b>	<b>517</b>	<b>5,076</b>
Foreign currency translation reserve		
Opening Balance of Cash & Cash Equivalents	5,228	152
Closing Balance of Cash & Cash Equivalents	5,745	5,228

**Notes:**

- 1) The above Cash flow statement has been prepared under the indirect method set out in Accounting Standard-3, Cash Flow
- 2) Cash and cash equivalents at year end comprises:

Cash on hand	-	107
Balances with scheduled banks		
- current accounts	5,744	5,121
	<u>5,744</u>	<u>5,228</u>

As per our report of even date  
**For MAYANK KUMAR & ASSOCIATES**  
 Chartered Accountants  
 (FRN 035745N)



**CA Mayank Kumar**  
 (Proprietor)  
 M. No. 550770  
 UDIN: 24550770 BKHP TU 6313  
 Date: 16/07/2024  
 Place: New Delhi

For and on behalf of the Board  
**EXIM ROUTES PRIVATE LIMITED**  
 For EXIM ROUTES PVT. LTD.

**Manish Goyal**  
 Director  
 (DIN - 08126341)  
 Date: 15/07/2024  
 Place- Gurugram

For EXIM ROUTES PVT. LTD.  
  
**Govind Rai Garg**  
 Director  
 (DIN - 08147346)  
 Date: 15/07/2024  
 Place- Gurugram

Director

# EXIM ROUTES PRIVATE LIMITED

Notes Annexed to And Forming Part of the Consolidated Financial Statements as at 31.03.2024

## Note No.

### 1 Corporate Information

EXIM ROUTES PRIVATE LIMITED ("The Company") is a Private Limited Company registered under the Companies Act, 2013.

The company is registered with the ROC, Delhi & Haryana under the registration number 115525 (earlier it was 349006) dated 23<sup>rd</sup> April 2019. The Corporate Identification number (CIN) of the company is U51909HR2019PTC115525 (earlier it was U51909DL2019PTC349006). Registered office of the company is situated at 421, 4TH Forth Floor, Suncity Success Tower, Sector-65, Golf Course Road Extension, Gurugram, Badshahpur, Gurgaon, Badshahpur, Haryana, India, 122101 (Earlier Registered Office Address was 3/7, 3rd Floor, East Patel Nagar, New Delhi, Central Delhi 110008)

Note: With Effect From 9th October 2023 Company Registered Office Address is Shifted to Haryana from Delhi Accordingly registration No., CIN & Address is changed with same date effect.

The Company's is mainly engaged in the business of buying, selling, importing, exporting and deal in all kinds and classes of paper, board and pulp and all kinds of articles in any form, paper, board, or pulp and also to deal in or any of them or connected therewith; AND To carry on the business of Chemical Trading, Recyclable waste products trading's including waste paper trading, (Imported as well as local), to provide commission agent services and freight forwarding services & business and management consultancy services to local as well as international clients.

Company is in the process of developing, managing and operating an AI-enabled closed B2B marketplace under the brand name "ERIS" (Exim Routes Intelligence System) and planning to sell on subscription basis model.

### 2 Significant Accounting Policies

Exim Routes Private Limited is a Small and Medium Sized Company as defined in the General Instructions in respect of Accounting Standards notified under the Companies (Accounting Standards) Rules, 2006 (as amended). Accordingly, the Company has complied with the Accounting Standards as applicable to a Small and Medium Sized Company.

#### 2.1 Basis of Accounting and Preparation of Financial Statements

The financial statements of the Company have been prepared in accordance with the Generally Accepted Accounting Principles in India (Indian GAAP) to comply with the Accounting Standards notified under the section 133 of Companies Act, 2013 read with rule 7 of Companies (Accounts) Rules, 2014, The provision of the Act (to the Extent Notified & Applicable). The financial statements have been prepared on accrual basis under the historical cost convention. The accounting policies adopted in the preparation of the financial statements are consistent.

All Amount in the financial statements are in Indian Thousands Rupees unless otherwise stated.

#### 2.2 Basis of Consolidation

The Consolidated Financial Statements relate to the Company and all of its subsidiary companies and the companies controlled, that is, the companies over which the Company exercises control/joint control over ownership and voting power. The Consolidated Financial Statements have been prepared on the following basis:

a) The Financial statement of the Company and its subsidiary companies are consolidated on a line-by-line basis by adding together the book value of like items of assets, liabilities, income and expenditures after fully eliminating intra-group balances and intra-group transaction resulting in unrealized profits or losses in accordance with the Accounting Standard ("AS") 21 "Consolidated Financial Statements" as referred to in the Companies (Accounting Standards) Rules, 2006.

b) Investments in subsidiaries are eliminated and there is no differences between the cost of investment over the net assets on the date of investments or on the date of the financial statements immediately preceding the date of investment in subsidiaries.

d) As far as possible, the Consolidated Financial Statements are prepared using uniform Accounting Policies for like transactions and other events in similar circumstances and are presented in the same manner as the Standalone financial statements of the Company.

e) The financial statements of the subsidiaries used in the consolidation are drawn up to the same reporting date as that of the Company i.e., 31st March, 2024.

#### 2.3 Use of Estimates

The preparation of the financial statements in conformity with Indian GAAP requires the Management to make estimates and assumptions considered in the reported amounts of assets and liabilities (including contingent liabilities) and the reported income and expenses during the year. The Management believes that the estimates used in preparation of the financial statements are prudent and reasonable. Future results could differ due to these estimates and the differences between the actual results and the estimates are recognised in the periods in which the results are known / materialise.



Manish Director

Director

For EXIM ROUTES PVT. LTD.

## EXIM ROUTES PRIVATE LIMITED

Notes Annexed to And Forming Part of the Consolidated Financial Statements as at 31.03.2024

### Note No.

#### 2.4 Classification of Expenditure

Except otherwise indicated :

- i) All expenditure are accounted for under the natural heads of account.
- ii) All expenditure are accounted for on accrual basis.

#### 2.5 Revenue Recognition

##### (i) Sales Revenue

- (a) Sales are recognised, net of returns and trade discounts, on transfer of significant risks and rewards of ownership to the buyer, which generally coincides with the delivery of goods to customers. Sales revenue exclude value added tax/ GST

##### (ii) Service Revenue

- (a) Service revenue are recognised on accrual basis.

##### (iii) Other Income

Interest / commission and misc. income are accounted on accrual basis.

#### 2.6 Purchases

Purchases are exclusive of value added tax/ GST and returns / rebates/ credit notes are adjusted from the purchases of the year in which the returns take place / rebates and credit notes allowed.

#### 2.7 Inventories

Inventories are valued as on date of balance sheet at the historic cost value or NRV whichever is lower.

#### 2.8 Property, Plant & Equipment and Intangible assets

Property, Plant & Equipment and Intangible assets, are carried at cost less accumulated depreciation and impairment losses, if any. subsequent expenditure relating to Property, Plant & Equipment and Intangible assets is capitalised only if such expenditure results in an increase in the future benefits from such asset beyond its previously assessed standard of performance.

#### 2.9 Depreciation and Amortisation

(i) Depreciation has been provided as per schedule II of Companies Act 2013 on the basis of useful life of the assets on the written down value method. Management believe that the useful lives as given in schedule II represent the period over which these assets are expected to be used.

(ii) Depreciation on additions / deletions to Property, Plant & Equipment is provided on pro-rata basis from the date of additions / deletions.

#### 2.10 Investments

Long-term investments are stated at cost of acquisition. Diminution in value of such long term investments is not provided for except where determined to be of permanent nature. Current investments are stated at lower of cost or fair market value.

#### 2.11 Employee benefits:

##### (a) Short term employee benefits

Employee benefits payable wholly within twelve months of receiving employee services are classified as short-term employee benefits. These benefits include salaries and wages, bonus and ex-gratia. The undiscounted amount of short-term employee benefits to be paid in exchange for employee services are recognized as an expense as the related service is rendered by employees



For EXIM ROUTES PVT. LTD.

Manis

Director

For EXIM ROUTES PVT. LTD.

[Handwritten Signature]

Director

## EXIM ROUTES PRIVATE LIMITED

Notes Annexed to And Forming Part of the Consolidated Financial Statements as at 31.03.2024

### Note No.

#### (b) Post-employment benefits

Defined contribution plans:

A defined contribution plan is a post-employment benefit plan under which an entity pays specified contributions to a separate entity and has no obligation to pay any further amounts.

Defined benefit plan:

The Company's gratuity benefit scheme is a defined benefit plan. The Company's net obligation in respect of a defined benefit plan is calculated by estimating the amount of future benefit that employees have earned in return for their service in the current and prior periods; that benefit is discounted to determine its present value, and the fair value of any plan assets is deducted.

The present value of the obligation under such defined benefit plan is determined based on actuarial valuation using the Projected Unit Credit Method, which recognizes each period of service as giving rise to additional unit of employee benefit entitlement and measures each unit separately to build up the final obligation.

The obligation is measured at the present value of the estimated future cash flows. The discount rates used for determining the present value of the obligation under defined benefit plan, are based on the market yields on Government securities as at the balance sheet date.

When the calculation results in a benefit to the Company, the recognized asset is limited to the net total of any unrecognized actuarial losses and past service costs and the present value of any future refunds from the plan or reductions in future contributions to the plan.

Actuarial gains and losses are recognized immediately in the statement of profit and loss.

#### (c) Long term employment benefits

The Company's net obligation in respect of long-term employment benefits is the amount of future benefit that employees have earned in return for their service in the current and prior periods. The obligation is calculated using the projected unit credit method and is discounted to its present value and the fair value of any related assets is deducted. The discount rates used for determining the present value of the obligation under defined benefit plan, are based on the market yields on Government securities as at the balance sheet date.

#### (d) Compensated absences

Employees are allowed leave based on their working days. All kind of leaves fall due within twelve months and thereafter, no balance is allowed to be carried forward. Therefore, no provision is required towards it.

### 2.12 Deposits

Company has not accepted any deposit during the year under review.

### 2.13 Earnings per Share

In accordance with the Accounting Standard-20 (AS-20) "Earning Per Share" issued by The Institute of Chartered Accountants of India, Basic Earning Per Share is computed using the weighted average number of Share outstanding during the period & Diluted Earning per share is computed using the weighted average number of shares outstanding after adjusting the effect of all dilutive potential equity shares that were outstanding during the period.

### 2.14 Deferred Tax Assets / Liabilities

Deferred tax assets & liabilities are measured using the current tax rate. When there is unabsorbed depreciation or carry forward of losses, deferred tax assets are recognised only to the extent that there is virtual certainty of realisation of deferred tax assets. Other deferred tax assets are recognised to the extent, there is reasonable certainty of realisation of deferred tax assets. Such deferred tax assets & other unrecognised deferred tax assets are re-assessed at each Balance Sheet date and the carrying value of the same are adjusted recognising the change in the value of each such deferred tax assets.



For EXIM ROUTES PVT. LTD.

*Mans*

Director

For EXIM ROUTES PVT. LTD.

*[Signature]*

## EXIM ROUTES PRIVATE LIMITED

Notes Annexed to And Forming Part of the Consolidated Financial Statements as at 31.03.2024

Note No.

### 2.15 Foreign currency transactions

Transactions in foreign currency are recorded at exchange rates prevailing at the date of the transactions. Exchange differences arising on foreign exchange transactions settled during the year are recognized in the Statement of Profit and Loss of the year.

Monetary assets and liabilities denominated in foreign currencies which are outstanding, as at the reporting period are translated at the closing exchange rates and the resultant exchange differences are recognized in the Statement of Profit and Loss.

Non-monetary assets and liabilities denominated in foreign currencies that are measured in terms of historical cost are translated using the exchange rate at the date of the transaction.

### 2.16 Provisions and Contingencies

In Accordance with the AS-29, Provisions are Liability which can be measured only by using a substantial degree of estimation. Provisions are recognized when the company has a present obligation as a result of past event and it is possible that an outflow of resources will be required to settle the obligation, In respect of which reliable estimate can be made. Contingent Liabilities are not recognized but are disclosed in the notes. Contingent assets are neither recognized nor disclosed in the financial statements. Company doesn't have any contingent liability at the end of current year.

### 2.17 Subsidiaries consolidated during the relevant Financial Year(s)

Following subsidiaries have been incorporated / acquired and consolidated to these Financial Statements:

1. Exim Routes INC, United States of America - Incorporated (WOS) on 29/11/2021 (Consolidated in current as well as previous year)
2. Exim Routes Pte Ltd, Singapore - Acquired 67% shareholding on 19/06/2023 (Consolidated in current year only)
3. Good Earth SCM GMBH, Germany - Acquired 70% shareholding on 21/08/2023 (Consolidated in current year only)
4. Exim Routes UK Ltd, United Kingdom - Incorporated (WOS) on 10/02/2024 (Consolidated in current year only)

For EXIM ROUTES PVT. LTD.

*Manish*  
Director

For EXIM ROUTES PVT. LTD.

*[Signature]*  
Director



**EXIM ROUTES PRIVATE LIMITED**

421, 4th Floor, Suncity Success Tower, Sector-65, Golf Course Road Extension, Gurugram -122101, Haryana

CIN: U51909HR2019PTC115525

finance@eximroutes.in; +91 124-4488164

*(Amount in Thousands)*

**Notes annexed to and forming part of the Consolidated Balance Sheet**

Particulars	As on 31.03.2024	As on 31.03.2023
<b>Note 3: Share Capital</b>		
Authorised capital	1,500	1,500
1,50,000 Equity Shares of Rs.10/- each	<u>1,500</u>	<u>1,500</u>
Issued, Subscribed & Paid up capital	1,000	1,000
1,00,000 Equity Shares of Rs.10/- each	<u>1,000</u>	<u>1,000</u>

**Sub-notes:**

**i) Reconciliation of number of equity shares outstanding at the beginning and at the year end is set as below:**

Equity Shares	As on 31.03.2024		As on 31.03.2023	
	No. of shares	Rupees	No. of shares	Rupees
At the beginning of the period	1,00,000	1,000	1,00,000	1,000
Add: Share issued during the year	-	-	-	-
Less: Shares bought back	-	-	-	-
At the end of the year	<u>1,00,000</u>	<u>1,000</u>	<u>1,00,000</u>	<u>1,000</u>

**ii) Particulars of shareholders holding more than 5% of a class of shares**

Name of Equity shareholder	As on 31.03.2024		As on 31.03.2023	
	No. of shares	% of holding	No. of shares	% of holding
Equity shares of Rs 10 each fully paid-up held by-				
1. Manish Goyal	70,000	70.00%	70,000	70.00%
2. Govind Rai Garg	20,000	20.00%	20,000	20.00%
3. Vijay Rathi	10,000	10.00%	10,000	10.00%
<b>Total</b>	<u>1,00,000</u>	<u>100.00%</u>	<u>1,00,000</u>	<u>100.00%</u>

**Terms/rights attached to equity shares**

iii) The company has only one class of equity shares having a face value of Rs. 10 per share. Each holder of equity share is entitled to one vote per share.

iv) The dividend proposed by the board of directors is subject to approval of the shareholders in the ensuing general meeting, except in case of interim dividend. In the event of liquidation, the equity shareholders are eligible to receive the remaining assets of the company after distribution of all preferential amounts, in proportion to their shareholding.

v) Aggregate number of bonus shares issued, shares issued for consideration other than cash and shares bought back during the period of five years immediately preceding the reporting date : Nil

**Shares held by promoters at the end of the year**

Promoter's Name	As on 31.03.2024			As on 31.03.2023	
	No. of Shares	% of total shares	% Change during the Year	No. of Shares	% of total shares
1. Manish Goyal	70,000	70%	0%	70,000	70%
2. Govind Rai Garg	20,000	20%	0%	20,000	20%
3. Vijay Rathi	10,000	10%	0%	10,000	10%
<b>Total</b>	<u>1,00,000</u>	<u>100%</u>		<u>1,00,000</u>	<u>100%</u>

For EXIM ROUTES PVT. LTD.

*Manish*  
Director

For EXIM ROUTES PVT. LTD.

*[Signature]*  
Director





## EXIM ROUTES PRIVATE LIMITED

421, 4th Floor, Suncity Success Tower, Sector-65, Golf Course Road Extension, Gurugram -122101, Haryana

CIN: U51909HR2019PTC115525

finance@eximroutes.in; +91 124-4488164

### Notes annexed to and forming part of Consolidated Balance Sheet

Particulars	As on 31.03.2024	As on 31.03.2023
<b>Note 4 : Reserve &amp; Surplus</b>		
<b>Surplus/(Deficit) in statement of profit &amp; loss</b>		
At the beginning of the Accounting Year	6,357	2,222
Profit/(loss) during the year	41,149	4,132
Foreign Currency Translation Reserve during the year	(81)	3
Proportion of Non - Controlling Interest	(11,560)	-
At the closing of the accounting year	35,866	6,357

### Note 5 : Non-Controlling Interest

Share Capital	1,390	-
Pre Acquisition reserves	416	-
Profit / Loss during the year	11,560	-
	13,366	-

### Note 6 : Long Term Borrowings

#### Unsecured Loan

#### - From related Parties

Manish Goyal*	-	25,698
Govind Rai Garg*	-	909
Vijay Rathi*	-	2,388
(a)	-	28,994

\* Unsecured loans are taken from Director / their Relative

#### - From Others

Deutsche Bank	1,807	-
Moneywise Financial Services - Loan	2,193	-
Standard Chartered Bank of India	1,799	-
Tata Capital Limited Loan Account	1,448	-
(b)	7,247	-
(a+b)	7,247	28,994

### Repayment Schedule of Long Term Borrowings

	Within 1 year	1 to 3 years	Total
Deutsche Bank	693	1,807	2,500
Moneywise Financial Services - Loan	834	2,193	3,027
Standard Chartered Bank of India	701	1,799	2,500
Tata Capital Limited Loan Account	552	1,448	2,000
<b>Total</b>	<b>2,779</b>	<b>7,247</b>	<b>10,027</b>

### Note 7 : Long Term Provisions

Provision for Gratuity	1,114	-
	1,114	-

### Note 8 : Trade Payables

#### Creditor for Supplies/Services

Total outstanding dues of micro enterprises and small enterprises:	-	-
Total outstanding dues of creditors other than micro enterprises and small enterprises:	1,30,077	24,198

The company has requested its suppliers to intimate whether they are registered under the provisions of Micro, Small and Medium Enterprises Development Act, 2006. In absence of the information from the suppliers the requisite information under the above said act could not be complied.

The creditors are Trade Payables which are expected to be payable in normal operation cycle of bussiness.

#### Outstanding for the following periods from the due date of payments\*

#### (a) Micro Enterprises and Small Enterprises

(i) Disputed MSME  
(ii) Unsettled dues MSME

Sub-Total

For EXIM ROUTES PVT. LTD.



Manish  
Director

Director

## EXIM ROUTES PRIVATE LIMITED

421, 4th Floor, Suncity Success Tower, Sector-65, Golf Course Road Extension, Gurugram -122101, Haryana

CIN: U51909HR2019PTC115525

finance@eximroutes.in; +91 124-4488164

### Notes annexed to and forming part of Consolidated Balance Sheet

Particulars	As on 31.03.2024	As on 31.03.2023
<b>Enterprises</b>		
<b>(i) Undisputed Other than MSME</b>		
Less than 1 year	1,22,521	24,198
1-2 years	7,557	-
2-3 years	-	-
More than 3 years	-	-
<b>(ii) Disputed dues Other than MSME</b>		
<b>Sub-Total</b>	1,30,077	24,198
<b>Creditor for Fixed Assets</b>	108	460
<b>Total</b>	1,30,185	24,659

Note- \*The due date has been considered as the day of Accounting Entry for the purpose of ageing

#### Note 9 : Short-term borrowings

##### (a) Loans repayable on demand

###### - From other parties

Greenmove Pte Ltd	6,755	-
Amit Goel	2,084	-
Deepa Gupta	2,084	-
Good Earth SCM Pte Ltd**	18,273	-
<b>(a)</b>	29,197	-

\*\*other company having common director with subsidiary and don't bear interest cost to the company.

##### (b) Loans and advances from related parties

Manish Goyal*	2,375	-
Govind Rai Garg*	83	-
Vijay Rathi*	3,349	-
Yogesh Shishodia*	1,104	-
Chhonker Bharti*	498	-
Anshui Bansal*	274	-
Krishna Prasad Kesavan*	180	-
<b>(b)</b>	7,863	-
<b>(a+b)</b>	37,059	-

\* Unsecured loans are taken from Director / their Relative and doesn't bear interest cost to the company.

#### Note 10 : Other Current Liabilities

Current maturities of long term debt	2,779	-
Interest Accrued but not due	111	-
Audit Fee Payable	99	99
EPF Payable	8	12
ESI Payable	1	3
Salary And Reimbursement Payable	390	636
Advance From Customer	2,650	2,988
GST Payable	8	-
TDS Payable	475	561
Other Payables- Payable for Share Consideration	1,582	-
Expenses Payable	194	535
	8,297	4,833

#### Note 11 : Short Term Provisions

Provision for Gratuity	50	-
Provision For Taxation		

(net of prepaid taxes amounting to Rs. 2,78,563) - pertains to India, USA and Singapore subsidiaries for P.Y. Refer Note No.

For EXIM ROUTES PVT. LTD.

5,273 110  
8,313 110  
For EXIM ROUTES PVT. LTD.



*Manish*  
Director

*[Signature]*  
Director

**EXIM ROUTES PRIVATE LIMITED**

421, 4th Floor, Suncity Success Tower, Sector-65, Golf Course Road Extension, Gurugram -122101, Haryana

CIN: U51909HR2019PTC115525

finance@eximroutes.in; +91 124-4488164

**Note 12 Property, Plant & Equipment and Intangible Assets**

*(Rs. in ₹'000)*

Description	Computer & Software	Office Equipments	Furniture & Fixtures	Plant & Machinery	Motor Vehicle	Intangible Assets	Intangible WIP	Total
<b>GROSS BLOCK</b>								
Opening Balance	939	1,887	400	861	-	-	-	4,087
Additions	480	1,428	352	88	518	-	10	2,876
<b>Balance as at 31 March 2023</b>	<b>1,420</b>	<b>3,315</b>	<b>752</b>	<b>948</b>	<b>518</b>	<b>-</b>	<b>10</b>	<b>6,962</b>
Opening Balance	1,420	3,315	752	948	518	-	10	6,962
Additions	765	258	213	7,338	-	10	1,630	10,214
Less: Capitalisation during the Year	-	-	-	-	-	-	(10)	(10)
<b>Balance as at 31 March 2024</b>	<b>2,185</b>	<b>3,572</b>	<b>965</b>	<b>8,287</b>	<b>518</b>	<b>10</b>	<b>1,630</b>	<b>17,166</b>
<b>DEPRECIATION</b>								
Opening Balance	346	989	142	205	-	-	-	1,682
Depreciation for the year	495	675	120	132	57	-	-	1,480
<b>Balance as at 31 March 2023</b>	<b>841</b>	<b>1,664</b>	<b>262</b>	<b>337</b>	<b>57</b>	<b>-</b>	<b>-</b>	<b>3,162</b>
Opening Balance	841	1,664	262	337	57	-	-	3,162
Depreciation for the year	595	798	151	740	144	-	-	2,428
<b>Balance as at 31 March 2024</b>	<b>1,436</b>	<b>2,461</b>	<b>413</b>	<b>1,077</b>	<b>201</b>	<b>-</b>	<b>-</b>	<b>5,590</b>
<b>NET BLOCK</b>								
<b>Tangible Assets</b>								
As at 31 March, 2023	578	1,651	489	611	461	-	10	3,800
As at 31 March, 2024	748	1,111	551	7,209	317	10	1,630	11,577

For EXIM ROUTES PVT. LTD. For EXIM ROUTES PVT. LTD.

*Manish* Director

*Ravi* Director

*Rishabh*



## EXIM ROUTES PRIVATE LIMITED

421, 4th Floor, Suncity Success Tower, Sector-65, Golf Course Road Extension, Gurugram -122101, Haryana

CIN: U51909HR2019PTC115525

finance@eximroutes.in; +91 124-4488164

### Notes annexed to and forming part of Consolidated Balance Sheet

Particulars	As on 31.03.2024	As on 31.03.2023
-------------	------------------	------------------

#### Note 13 : Long Term Loans and Advances

##### Unsecured:

##### Intercorporate Loan & Advances

Sri Venkatramana Paper Mills Private Limited	750	750
Security Deposit Apex Acreages Private Limited	210	210
Security Deposit	-	1,000
Buckman Laboratories (India) Private Limited	-	-
	<b>960</b>	<b>1,960</b>

#### Note 14 : Deferred Tax Asset / (Liability) - Net

WDV as per the Companies Act (I)	11,577	3,800
WDV as per Income Tax Act (II)	13,151	4,960
Gratuity	1,164	-
Difference (I)-(II)	2,738	1,160
Tax Rate	0.26	0.26
<b>Deferred Tax</b>	<b>712</b>	<b>302</b>

Excess of depreciation on fixed assets under income-tax law over depreciation provided in accounts.

#### Note 15 : Trade Receivables

##### (Unsecured & Considered Good)

(a) Trade receivables outstanding for a period less than six months from the date they are due for payment	1,90,464	34,972
(b) Trade receivables outstanding for a period exceeding six months from the date they are due for payment	12,150	2,214
	<b>2,02,614</b>	<b>37,186</b>

#### Trade Receivables ageing schedule for trade receivables outstanding Outstanding for the following periods from the due date of payments\*\*

Particular	As at March 31, 2024	As at March 31, 2023
<b>(i) Undisputed Trade Receivables - Considered good</b>		
Not due		-
Less than 6 months	1,90,464	34,972
6 months - 1 year	8,085	527
1-2 years	2,922	-
2-3 years	-	348
More than 3 years	-	-
<b>Sub-Total</b>	<b>2,01,470</b>	<b>35,847</b>
<b>(ii) Disputed trade receivables - Considered good</b>		
Less than 6 months	-	-
6 months - 1 year	-	-
1-2 years	-	-
2-3 years	-	195
More than 3 years	1,144	1,144
<b>Sub-Total</b>	<b>1,144</b>	<b>1,339</b>
<b>Total</b>	<b>2,02,614</b>	<b>37,186</b>

#### (ii) Undisputed Trade Receivables - which have significant increase in credit risk (Considered Doubtful)

<b>Sub-Total</b>	-	-
<b>Disputed trade receivables - which have significant increase in credit risk (Considered Doubtful)</b>		
<b>Sub-Total</b>	-	-
<b>Total</b>	-	-

Note- \*\*The due date has been considered 60 Days from the date of Invoice/Accounting Entry for the purpose of ageing

For EXIM ROUTES PVT. LTD.

For EXIM ROUTES PVT. LTD.

Director

Director



MKS

Manish

[Signature]

**EXIM ROUTES PRIVATE LIMITED**

421, 4th Floor, Suncity Success Tower, Sector-65, Golf Course Road Extension, Gurugram -122101, Haryana

CIN: U51909HR2019PTC115525

finance@eximroutes.in; +91 124-4488164

**Notes annexed to and forming part of Consolidated Balance Sheet**


Particulars	As on 31.03.2024	As on 31.03.2023
<b>Note 16 : Cash &amp; Cash Equivalents</b>		
Cash in hand	-	107
Balance with Banks		-
In Current Accounts	5,744	5,121
	<u>5,744</u>	<u>5,228</u>
<b>Note 17 : Short Term Loans &amp; Advances</b>		
<b>(a) Balances with Government Authorities</b>		
(Unsecured, considered good)		
GST Receivable	2,700	455
Advance Income-tax **	32	41
<i>**Net of provision of Income Tax Payable is disclosed in Note No. 11 (P.Y. ₹ 585,000) -this note pertains to prepaid taxes of Germany subsidiary and GST receivable</i>		
(a)	<u>2,732</u>	<u>496</u>
<b>(b) Other Loans &amp; Advances - Unsecured</b>		
Advance Salary	1,280	209
Shreemivasa Paper And Boards	1,500	1,500
Aman Goel	2,784	-
Ramasubbu Jyaseelan	5	-
(b)	<u>5,568</u>	<u>1,709</u>
<b>(c) Other Current Assets</b>		
Prepaid Expenses	72	726
Advance With Supplier receivable in Goods / Services	6,433	11,201
TDS Receivable (Reco)	-	5
Unbilled Revenue	-	2,056
(c)	<u>6,505</u>	<u>13,988</u>
(a+b+c)	<u>14,806</u>	<u>16,193</u>

For EXIM ROUTES PVT. LTD.



Director

For EXIM ROUTES PVT. LTD.



Director



## EXIM ROUTES PRIVATE LIMITED

RUPEES IN THOUSANDS

**Note 18**

**Additional Regulatory Information**

- (i) **Title deeds of Immovable Property**  
The Company has no immovable property during the current year and previous year.
- (ii) **Revaluation of Property, Plant and Equipment**  
The Company has not revalued its property, plant and equipment or intangible assets or both during the current year and previous year.
- (iii) **Loans & Advances to Promoters, Directors, Key Managerial (KMP) & Related Parties**  
The Company has not made any loans & advances to promoters, directors, KMP & related parties.
- (iv) **Capital work-in-progress: Ageing schedule**  
The Company has no capital work-in-progress during the current year and previous year.
- (v) **Intangible assets under development:**  
The company has Intangible assets under development during the current year and previous year. The details are as under.

Intangible assets under development	2024 (In Thousands)			
	Amount in Intangible assets under development for a period of			
	Less than 1 year	1-2 years	2-3 years	More than 3 years
Eris Application	1630	0		
<b>Total</b>	<b>1630</b>	<b>0</b>		
Intangible assets under development	2023 (In Thousands)			
	Amount in Intangible assets under development for a period of			
	Less than 1 year	1-2 years	2-3 years	More than 3 years
Trademark Applied	10			
<b>Total</b>	<b>10</b>			

- (vi) **Benami Property**  
The Company, for the current year and as well as in previous year, do not have any Benami property, where any proceeding has been initiated or pending against the Company for holding any Benami property.
- (vii) **Security of current assets against borrowings**  
The Company has no borrowings from banks or financial institutions on the basis of security of current assets during the current year and previous year.
- (viii) **Willful Defaulter**  
The Company has not undertaken any borrowing during the current year or in previous year and it has not been declared as willful defaulter by any bank or financial institution or other lender, during the current year and as well as in previous year.
- (ix) **Relationship with Struck off Companies**  
The Company, for the current year and as well as in previous year, does not have any transactions with companies struck off.
- (x) **Pending Registration/Satisfaction of Creation of Charge**  
The Company, for the current year and as well as in previous year, does not have any charges or satisfaction which is yet to be registered with ROC beyond the statutory period.
- (xi) **Compliance with number of layers of companies**  
Company has complied with the number of layers prescribed under clause 87 of section 2 of the Companies Act, 2013 read with the Companies (Restriction on number of layers) Rules, 2017.

For EXIM ROUTES PVT. LTD.

*Manish*  
Director

For EXIM ROUTES PVT. LTD.

*Rishu*  
Director



(xii) Ratio analysis and its elements

Particulars	2024	2023
Current Ratio	1.24	2.02
Debt-Equity Ratio	0.94	3.94
Debt Service Coverage Ratio	149.71	55.68
Return on Equity Ratio	81.91%	56.00%
Inventory Turnover Ratio	501.43	242.56
Trade Receivables Turnover Ratio	6.05	15.61
Trade Payables Turnover Ratio	8.34	15.88
Net Capital Turnover Ratio	17.14	12.17
Net Profit Ratio	5.51%	1.00%
Return on Capital Employed	94.82%	75.00%
Return on Investment	0.00	0.00

(xiii) Compliance with approved Scheme(s) of Arrangements

The Company has not entered into any scheme of arrangement in terms of sections 230 to 237 of the Companies Act, 2013 during the current year and previous year.

(xiv) Utilisation of Borrowed funds and share premium:

The company has not advanced or loaned or invested funds (either borrowed funds or share premium or any other source or kind of funds) to any other person(s) or entity(ies), including foreign entities (Intermediaries) during the current year and previous year.

(xv) Contingent liabilities and commitments

Particulars	2024	2023
Contingent liabilities	-	-
Claims against the company not acknowledged as debt	-	-
Guarantees	-	-
Letter of Credit	-	-
Other money for which the company is contingently liable	-	-
Commitments	-	-
Estimated amount of contracts remaining to be executed on capital account and not provided for	-	-
Uncalled liability on shares and other investments partly paid	-	-
Other commitments	-	-
Total	-	-

For EXIM ROUTES PVT. LTD.

*Manish*  
Director

For EXIM ROUTES PVT. LTD.

*[Signature]*  
Director



## EXIM ROUTES PRIVATE LIMITED

Rupees In Thousands

### Note 19

#### Other additional information

##### Adjustments to the carrying amount of investments

The company does not have any adjustments to carrying amount of investments pursuant to diminution in value of the investment (or reversal thereof) in conformity with AS 13 "Accounting for Investments" during the year and previous year.

##### Net gain or loss on foreign currency translation (other than considered as finance cost)

The company have forex gain of INR 202.65 (thousands) on account of regular business operations transaction in foreign currency during the current year and forex gain of INR 67.51 (thousands) during the previous year.

##### Payments to the auditor

Particulars	2024	2023
Auditors	110.00	110.00
For taxation matters	-	-
For company law matters	-	-
For management services	-	-
For other services	610.00	95.00
For reimbursement of expenses	-	1.25
<b>Total</b>	<b>720.00</b>	<b>206.25</b>

##### Prior period items

The Company does not have any prior period items during the current year and previous year.

##### Disclosure requirements for:

###### Manufacturing company

The Company has not carrying out any manufacturing activity

###### (a) Trading company

Particulars	2024		2023	
	Purchase	Sales	Purchase	Sales
<i>Traded goods</i>				
Chemicals	3,522	5,635	14,739	20,187
Metal Scrap	-	-	2,718	2,823
Paper	5,74,145	6,85,303	1,74,237	2,41,137
<b>Total</b>	<b>5,77,667</b>	<b>6,90,938</b>	<b>1,91,694</b>	<b>2,64,147</b>

###### (b) Service company

Particulars	Amount	
	2024	2023
<i>Service rendered</i>		
Commission Income	-	10,788
Logistics business	-	85,428
Other	32,792	8,213
<b>Total</b>	<b>32,792</b>	<b>1,04,429</b>

##### CSR Disclosure

The provisions of section 135 of the Act regarding corporate social responsibility are not applicable during the current year and previous year.

##### Undisclosed income

The Company does not have any undisclosed income during the current year and previous year.

##### Crypto currency or Virtual currency

The Company, for the current year and as well as in previous year, has not traded or invested in Crypto currency or Virtual Currency during the financial year.

##### Value of imports calculated on C.I.F. basis

The company have a import transactions during the current year which value is calculated on C.I.F. value and do not have any import transaction during previous year.

For EXIM ROUTES PVT. LTD.

*M. Anand*  
Director

For EXIM ROUTES PVT. LTD.

*[Signature]*  
Director





## EXIM ROUTES PRIVATE LIMITED

Rupees In Thousands

### Expenditure in foreign currency

The details of expenses in foreign exchange

Particulars	FOR THE YEAR ENDED 31ST MARCH,	
	2024	2023
Import of goods	-	-
Traded Goods Imported	-	-
High Sea Purchase	-	-
Service Imported/ Executed outside India	-	2,867
Purchase of Property, Plant and Equipment	-	-
Total	-	2,867

The company does not have any expenditure in foreign currency during the current year and previous year.

### Earnings in Foreign exchange

The details of earnings in foreign exchange

Particulars	FOR THE YEAR ENDED 31ST MARCH,	
	2024	2023
Export of goods calculated on F.O.B. basis	-	-
Traded Goods Exported	-	-
High Sea Sales	-	-
Service Exported / Executed outside India	30,658	50,893
Sale of Property, Plant and Equipment	-	-
Total	30,658	50,893

Note - The above disclosure is based on the individual foreign exchange earnings and expenditure without giving effect to the intra group transactions as they would not affect the forex income and outgo.

For EXIM ROUTES PVT. LTD.

*Manish*

Director

For EXIM ROUTES PVT. LTD.

*[Signature]*

Director



**EXIM ROUTES PRIVATE LIMITED**

421, 4th Floor, Suncity Success Tower, Sector-65, Golf Course Road Extension, Gurugram -122101, Haryana

CIN: U51909HR2019PTC115525

finance@eximroutes.in; +91 124-4488164

**Notes annexed to and forming part of Consolidated Profit & Loss Account**

(Amount in ₹'000)

Particulars	For the year ended 31st March 2024	For the year ended 31st March 2023
<b>Note 20 : Revenue from Operation</b>		
Revenue from Sales	6,90,809	2,64,147
Revenue from Services	34,223	1,04,429
	<u>7,25,031</u>	<u>3,68,577</u>
<b>Note 21 : Other Income</b>		
Interest Income	-	100
Foreign Exchange Fluctuation	203	68
Quality Claims	16,419	-
Miscellaneous Income	5,182	-
	<u>21,804</u>	<u>168</u>
<b>Note 22 : Cost of Goods Sold</b>		
Cost of Goods Purchased	6,43,686	2,48,228
Cost of Services	175	63,094
Change in Stock in Trade	-	137
	<u>6,43,861</u>	<u>3,11,459</u>
<b>Note 23 : Employee benefit expense</b>		
Salary & Wages	10,500	13,395
Bonus	141	453
EPF and ESI Contribution	80	472
Director Remuneration	16,523	10,514
Workmen Compensation Policy	-	49
Staff welfare expenses	1,013	1,945
Recruitment Expenses	2	-
Gratuity Expenses	1,164	-
	<u>29,423</u>	<u>26,829</u>
<b>Note 24 : Operating Expenses</b>		
Advertisement Expenses	25	348
Printing & Stationary	7	71
Professional Expenses	3,352	5,037
Rental and Electricity Expenses	1,267	1,457
Repair & Maintenance	1,570	555
Travelling & Fooding Expenses	3,988	4,035
Selling Expenses	264	3,880
Business Promotion Expenses	3,394	2,025
	<u>13,867</u>	<u>17,407</u>
<b>Note 25 : Other Expenses</b>		
Audit Fees	110	110
Bank Charges	2,254	348
ROC Fees	156	33
Interest & Late fee	-	12
Assets / Liability Written Off	135	1,436
Quality Claims	6,441	4,119
Bad & Doubtful Debts	529	-
Miscellaneous Expenses	3	15
	<u>9,629</u>	<u>6,073</u>



For EXIM ROUTES PVT. LTD.

*Manish*  
Director

For EXIM ROUTES PVT. LTD.

*[Signature]*  
Director

**EXIM ROUTES PRIVATE LIMITED**  
**FOR THE YEAR ENDED 31ST MARCH, 2024**

**Note 26**

**Related Parties where control exists**

Particulars	Designation	Name
Enterprises having common director as in a group company where the said director is able to affect the policies of both companies in their mutual dealings)	Enterprises with common director	Good Earth SCM Pte Ltd
Key management personnel and relatives of such personnel; and	Directors and their relatives	<ul style="list-style-type: none"> <li>• Manish Goyal (Director)</li> <li>• Vijay Kumar Rathi (Director)</li> <li>• Govind Rai Garg (Director)</li> <li>• Balwinder Sharma (Director) - Ceased to be director on 05.04.2023</li> <li>• Kesavaramanujam (Director) - Ceased to be director on 04.12.2023</li> <li>• Yogesh Shishodia (Director)</li> <li>• Anne Sasikant (Director)</li> <li>• Anshul Bansal (Director)</li> <li>• Pallav Singal (Director)</li> <li>• Aman Goel (Director)</li> <li>• Saurabh Kumar (Director)</li> <li>• Bhawna Sharma (Director's Wife)</li> <li>• Yashpal Sharma (Director's Brother)</li> <li>• Radha Singhal (Director's Wife)</li> <li>• Chhonker Bharti (Director's Wife)</li> </ul>
Enterprises over which any person described in (c) or (d) is able to exercise significant influence. This includes enterprises owned by directors or majorshareholders of the reporting enterprise and enterprises that have a member of key management in common with the reporting enterprise		<ul style="list-style-type: none"> <li>• Exim Routes (Director's Proprietorship)</li> <li>• Mehrotra &amp; Mehrotra (Director's Partnership Firm)</li> </ul>

**Transactions during the year with related parties:**

(Rs in thousands)

Nature of Transaction	Name of Related Party	Amounts during the financial year -		
		2023-24	2022-23	
Remuneration	Manish Goyal	3,600	3,690	
	Vijay Kumar Rathi	1,800	1,890	
	Govind Rai Garg	1,800	1,890	
	Kesavaramanujam	-	780	
	Balwinder Sharma	2,101	2,264	
	Yogesh Pratap Shishodia	11,943	15,620	
	Bhawna Sharma	-	720	
	Yashpal Sharma	-	100	
	Radha Singal	540	-	
			12	297
Reimbursement of amount paid by related party behalf of the company	Vijay Kumar Rathi	12	297	
	Manish Goyal	44	65	
	Govind Rai Garg	2,186	650	
	Yogesh Pratap Shishodia	55	1,068	
	Bhawna Sharma	-	47	
	Kesavaramanujam	-	234	
			2,180	-
Loan Given to Related Parties	Aman Goel	2,180	-	
	Good Earth SCM Pte Ltd		6,985	
Loan Taken from Related parties	Manish Goyal	45,528	87,285	
	Vijay Kumar Rathi	961	191	
	Govind Rai Garg	11,954	7,380	
	Yogesh Pratap Shishodia	3,074	3,986	
	Anshul Bansal	1,326	-	
	Good Earth SCM Pte Ltd	44,757	-	
	Saurabh Kumar	825	-	
	Chhonker Bharti	2,713	-	
			68,851	72,748
	Loan Repaid / Adjusted during the Period	Manish Goyal	68,851	72,748



For EXIM ROUTES PVT. LTD.

For EXIM ROUTES PVT. LTD.

*Manish* Director

*Rishnoi* Director

	Govind Rai Garg	12,780	6,591
	Yogesh Pratap Shishodia	3,951	11,765
	Good Earth SCM Pte Ltd	25,094	-
	Saurabh Kumar	825	-
	Chhonker Bharti	2,223	-
	Anshul Bansal	1,052	-
Repayments received / adjusted	Aman Goel	928	-
	Good Earth SCM Pte Ltd	3,081	4,221
Payments made on behalf of Director	Aman Goel	794	-
Purchase of Goods / Service	Mehrotra & Mehrotra	-	2
Share Capital Issued	Aman Goel	-	692

**Balances outstanding at the end of the financial year-**

(Rs. in thousands)

Particulars	Nature	Amounts as on -	
		31.03.2024	31.03.2023
<b>Name of related party</b>			
Manish Goyal	Payable	2,375	25,698
Vijay Kumar Rathi	Payable	3,349	2,388
Govind Rai Garg	Payable	83	909
Balwinder Sharma	Payable	-	215
Bhawna Sharma	Payable	-	56
Yashpal Sharma	Payable	-	25
Anshul Bansal	Payable	274	-
Aman Goel	Recievable	2,784	717
Aman Goel	Payable	1,582	-
Yogesh Pratap Shishodia	Payable	1,104	1,958
Radha Singal	Payable	90	-
Chhonker Bharti	Payable	498	-
Good Earth SCM Pte Ltd	Recievable	-	2,823
Good Earth SCM Pte Ltd	Payable	19,773	-

For EXIM ROUTES PVT. LTD.

*Manish*

Director

For EXIM ROUTES PVT. LTD.

*[Signature]*

Director



**EXIM ROUTES PRIVATE LIMITED**

**SEGMENT REPORT**

Note 27

*(Amount in Thousands)*

Particulars	Financial Year 2023-24	Financial Year 2022- 23
<b><u>SEGMENT REVENUE</u></b>		
<b>1. Paper Sale</b>		
a. India	7,646	-
b. United States	1,16,848	2,41,137
c. Singapore (Including Logistics Revenue)	5,40,176	-
d. Germany	63,128	-
e. United Kingdom	-	-
<b>2. Logistics Revenue</b>		
a. India	3,598	85,428
<b>3. Chemical Sale</b>		
a. India	5,640	20,187
<b>4. Commission Sale</b>		
a. India	-	10,788
<b>5. Metal Sale</b>		
a. India	-	2,823
<b>6. Service Sale</b>		
a. India	35,089	8,213
<b>7. Unallocated / Others</b>		
a. India	-	168
b. Singapore	5,576	-
c. Germany	1,310	-
Consolidation Adjustment/Elimination	-32,175	-
<b>Total</b>	<b>7,46,836</b>	<b>3,68,744</b>
<b><u>SEGMENT RESULTS</u></b>		
<b>1. Paper Results</b>		
a. India	-1,610	-
b. United States	1,429	1,055
c. Singapore	30,416	-
d. Germany	2,954	-
e. United Kingdom	-167	-
<b>2. Chemical Results</b>		
a. India	-508	734
<b>3. Commission Results</b>		
a. India	-	308
<b>4. Logistics Results</b>		
a. India	128	2,380

For EXIM ROUTES PVT. LTD.

*[Signature]*

Director

For EXIM ROUTES PVT. LTD.

*[Signature]*

Director



**EXIM ROUTES PRIVATE LIMITED**

**SEGMENT REPORT**

<b>5. Metal Results</b>		
a. India	-	15
<b>6. Service Results</b>		
a. India	11,364	2,253
<b>7. Unallocated / Other Results</b>		
a. India	-1,728	-1,375
b. Singapore	5,178	-
Consolidation Adjustments - FCTR	-158	-
<b>Total Profit/ (Loss) before tax</b>	<b>47,297</b>	<b>5,371</b>
Less/(Add): Taxes expenses (credits)	6,147	1,239
<b>Net Profit after Tax</b>	<b>41,150</b>	<b>4,132</b>
<b><u>SEGMENT ASSETS</u></b>		
<b>1. Paper Assets</b>		
a. India	1,368	-
b. United States	63,847	26,418
c. Singapore	1,02,795	-
d. Germany	47,155	-
e. United Kingdom	39	-
<b>2. Chemical Assets</b>		
a. India	5,856	10,032
<b>3. Logistic Assets</b>		
a. India	788	14,038
<b>4. Commission Assets</b>		
a. India	-	248
<b>5. Metal Assets</b>		
a. India	-	65
<b>6. Service Assets</b>		
a. India	8,747	2,245
<b>7. Unallocated / Others</b>		
a. India	7,102	13,747
Consolidation adjustments - Goodwill	1,761	-839
<b>Total Assets</b>	<b>2,39,458</b>	<b>65,954</b>

For EXIM ROUTES PVT. LTD.

*Manish*  
Director

For EXIM ROUTES PVT. LTD.

*[Signature]*  
Director



**EXIM ROUTES PRIVATE LIMITED**

**SEGMENT REPORT**

<b><u>SEGMENT LIABILITIES</u></b>		
<b>1. Paper Liabilities</b>		
a. India	3,919	-
b. United States	44,935	24,629
c. Singapore	82,461	-
d. Germany	3,024	-
e. United Kingdom	143	-
<b>2. Chemical Liabilities</b>		
a. India	144	2,475
<b>3. Logistic Liabilities</b>		
a. India	175	1,089
<b>4. Commission Liabilities</b>		
a. India	-	55
<b>5. Metal Liabilities</b>		
a. India	-	14
<b>6. Service Liabilities</b>		
a. India	4,587	42
<b>7. Unallocated Liabilities</b>		
a. India	49,837	30,291
<b><u>SHAREHOLDERS' FUNDS</u></b>		
<b>Share Capital</b>		
a. India	1,000	1,000
<b>Reserves &amp; Surplus</b>		
a. India	10,876	5,407
b. United States	1,769	950
c. Singapore	34,460	-
d. Germany	2,747	-
e. United Kingdom	-161	-
Consolidation Adjustments - FCTR	-460	-
<b>Total Liabilities (Including Equity)</b>	<b>2,39,458</b>	<b>65,954</b>

1. The Group operates in six segments viz., Paper trading, chemical sale, commission sale, metal sale, Logistic sale and service sale. These segments have been identified in line with AS-17 on segment reporting after considering the nature and risk profile of the products and services, the target customer profiles, the organizational structure and the internal reporting system of the company. The company has disclosed the business segment as primary segment. The revenue and other parameters prescribed in AS-17 of foreign subsidiary for the period are within the threshold limits as stipulated under AS-17 and hence the company has only one reportable geographical segment.

2. Segment wise income, expenditure, assets and liabilities which are not directly allocable have been allocated to the reportable segments based on assumptions as considered appropriate by the management.

3. Previous year's figures have been regrouped/recasted wherever considered necessary to correspond with the current Half year's/Quarter's classification/ presentation.

For EXIM ROUTES PVT. LTD.

*Manish*  
Director

For EXIM ROUTES PVT. LTD.

*[Signature]*  
Director



*[Signature]*

**EXIM ROUTES PRIVATE LIMITED**  
**FOR THE YEAR ENDED 31ST MARCH, 2024**

**Note 28**

Additional information as required under Schedule III to the Companies Act 2013 of enterprise consolidated as subsidiary for the year ended 31st March 2024

Name of Enterprise	Net Assets/ (Total Assets minus Total Liabilities)		Share in Profit or loss	
	As % of consolidated net assets	Amount	As % of consolidated profit or loss	Amount
<b>Parent</b>				
Exim Routes Private Limited	27.57%	11,876	18.38%	5,469
<b>Subsidiaries</b>				
<b>Foreign</b>				
- Exim Routes Pte Ltd, Singapore	57.29%	24,681	74.67%	22,214
- Good Earth SCM GmbH, Germany	7.04%	3,032	4.85%	1,444
- Exim Routes INC, USA	6.05%	2,608	2.65%	788
- Exim Routes UK Ltd, UK	2.06%	886	-0.56%	-167
	<b>100.00%</b>	<b>43,084</b>	<b>100.00%</b>	<b>29,748</b>
Minority Interest		13,366		11,560
Consolidation adjustments		(6,218)		-158
<b>Total</b>		<b>50,232</b>		<b>41,149</b>

For the year ended 31st March 2023

Name of Enterprise	Net Assets/ (Total Assets minus Total Liabilities)		Share in Profit or loss	
	As % of consolidated net assets	Amount	As % of consolidated profit or loss	Amount
<b>Parent</b>				
Exim Routes Private Limited	78.17	6,407	77	3,185
<b>Subsidiary</b>				
<b>Foreign</b>				
- Exim Routes INC, USA	21.83	1,789	23	947
	<b>100.00</b>	<b>8,196</b>	<b>100</b>	<b>4,132</b>
Minority Interest in subsidiary		-		-
Consolidation adjustments		839		-
<b>Total</b>		<b>7,357</b>		<b>4,132</b>

For EXIM ROUTES PVT. LTD. For EXIM ROUTES PVT. LTD.

*Manish*

Director

*[Signature]*

Director

